


## Did you know?

You can use myNordic easily on any mobile devices. Follow the steps bellow for creating a myNordic app/shortcut on your **Android**.

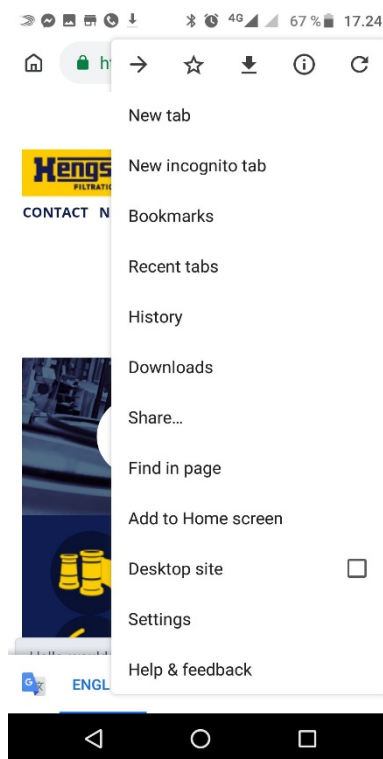
### Step 1.

Click on the 3 dots on top right corner



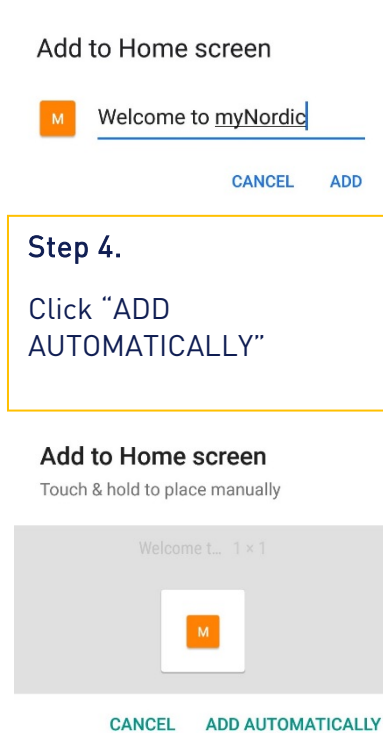
### Step 2.

Click on "Add to Home Screen"



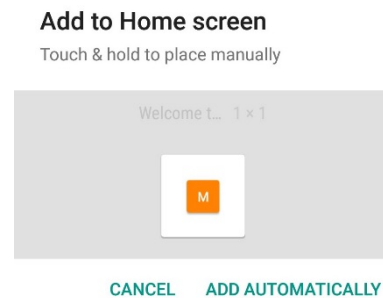
### Step 3.

Add a text for the "app"/shortcut and click "ADD"



### Step 4.

Click "ADD AUTOMATICALLY"



### Step 5.

The "app"/shortcut can now be found on your home screen



\* Please notice that for safety reasons you are prompted to write your password every 2 weeks.